

Key Stage 1 Assessment for Parents


REPORTING TO PARENTS



At the end of the year, teachers are required to summarise children's academic achievements to parents. In year 2 we are required to use standardised tests as an aid to our teacher assessments.

Teacher assessment is still the most reliable assessment of what your child can achieve.

PHONICS TESTING


- ▶ Children took the Year 1 Phonics Screening test last year
 - ▶ Children who scored below 32 will be tested again
 - ▶ The outcomes of the test will be given to parents as a snapshot of their phonics ability
- 

TEACHER ASSESSMENTS

The teacher assessments, in the subjects below, are reported to you, the county and the Government at the end of year 2.

English reading
English writing
Mathematics
Science

Teacher assessment takes account of achievement in all areas of the curriculum and includes information gained through discussion and observation in a wide range of contexts.



OUTCOMES OF TEACHER ASSESSMENTS

- ▶ For English and mathematics teacher assessments will be reported as:

Pre-keystage foundation (PKS)

Has not met the expected standard (HNM)

Working towards the expected standard (WTS)

Expected standard (EXS)


Greater depth in the expected standard (GDS)

- ▶ For science:

Has not met the expected standard (HNM)

Has met the expected standard (EXS)





KEY STAGE ONE TESTS

In May the children will take tests to help inform teacher assessments.

These are:

- ▶ Two reading Comprehension tests for all
- ▶ Spelling test for levels for all
- ▶ Mathematics arithmetic test for all
- ▶ Mathematics reasoning test for all

KEY STAGE ONE TESTS – Reading

The Reading Test consists of two separate papers:

- Paper 1 – Contains a selection of texts with questions about the text.
- Paper 2 – Contains a reading booklet of a selection of passages. Children will write their answers to questions about the passage in a separate booklet.
- Each paper is worth 50% of the marks and should take approximately 30 minutes to complete, although the children are not being assessed at working at speed so will not be strictly timed.
- The texts will cover a range of poetry, fiction and non-fiction.
- Questions are designed to assess the comprehension and understanding of a child's reading.
- Some questions are multiple choice or selected response, others require short answers and some require an extended response or explanation.



The wind and the sun were arguing.

'I am the king of the sky,' boasted the wind. 'I can rip up trees and blow ships off course. Nothing is as strong as I am!'

'You?' scoffed the sun. 'I am much stronger than you. I can turn ice into water and I warm the earth and make plants grow!'

Their argument continued until the sun said, 'Let's have a competition to see who is the strongest.'

'OK,' said the wind. 'What do I have to do?'

10. What were the sun and the wind arguing about?

11. What did the wind say he could do? Tick **one** box.

rip up trees

☐

fly kites

☐

sail boats

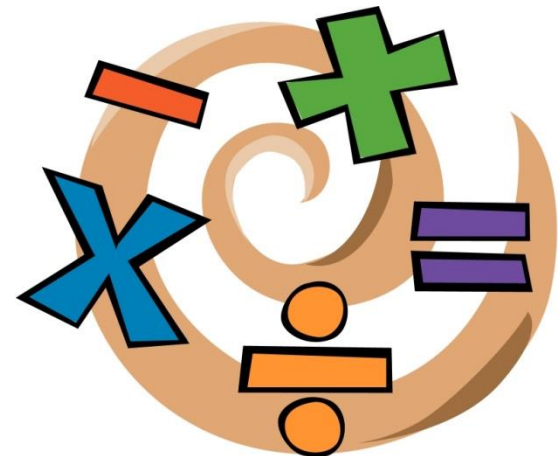
☐

warm the earth

☐

KEY STAGE ONE TESTS – maths

- Paper 1 – arithmetic
- Paper 2 – reasoning



Paper 1 – arithmetic

15

$3 \times 3 =$

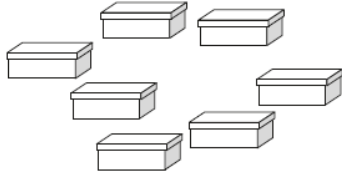
16

$12 \div 2 =$

Page 11 of 20

Paper 2 – reasoning

7



Sita puts 2 shoes in each of these boxes.
How many shoes are there altogether?

shoes

8


Complete the table.

words	digits
thirty-eight	38
	40
ninety-four	

Page 07 of 28

KEY STAGE ONE TESTS – writing

- ▶ The children will not do a writing test.
- ▶ Teachers will use pieces of writing from across the year to assess whether or not the children have met the expected standard.



HOW WE HELP THE CHILDREN

- ▶ Providing opportunities to see and do example tests.
- ▶ Ensuring that, as far as possible for each child, we have covered all the compulsory elements in each subject before they try the assessments.



continued ...



HOW WE HELP THE CHILDREN

- ▶ Ensure that the classroom is as quiet and stress-free as possible during this time.
- ▶ Timetable tests for when children are most alert.
- ▶ Make sure the children have worthwhile breaks between different parts of the tasks.
- ▶ Provide low key, fun activities for children to complete at times when they are not having assessment tasks.
- ▶ Not put unnecessary pressure on the tests – e.g. the children know them as quizzes!



HOW YOU CAN SUPPORT YOUR CHILD

- ▶ Try not to refer to the assessments in the weeks running up to them.
- ▶ Continue to ensure children get plenty of sleep.
- ▶ Lots of praise and encouragement.

▶ Reading:

Reading, reading and more reading!

*Allow your child to work out words and to self-correct as he or she is reading.

*Discuss what has been read and ask them comprehension questions.

*Read to your child and discuss what you have read
continued ...



► Maths:

*Provide opportunities for your child to handle and count money, tell the time, estimate, weigh and measure.

*Play maths games which require skills of addition, subtraction and problem solving.

*Practise mental maths skills, particularly number facts within 20. e.g. $12+3=$ $? + 5 = 16$ $18-6=$ $12 - ? = 10$

*Practise the 2, 5 and 10 times table and related division facts. e.g. $3 \times 5 =$ $? \times 5 = 20$ $30 \div 5 =$

NEXT STEPS



- ▶ The assessments will be marked by school staff and will be converted to a scaled score to assess if the child has met the expected national standard.
- ▶ Teachers can use these scores to help their teacher assessment.
- ▶ The final teacher assessment will be reported to parents in the end of year school report.